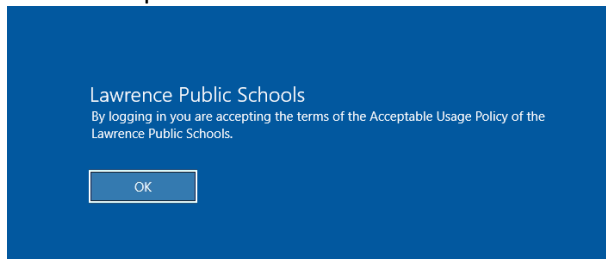


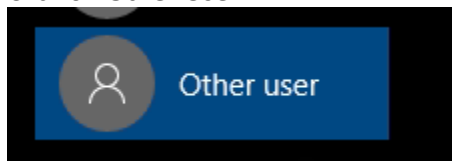


## Log in to any LPS Desktop/Laptop

Click **OK** or press Enter

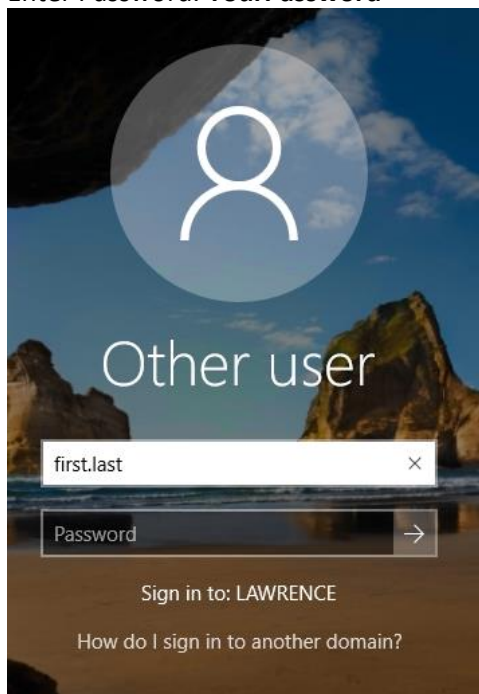


Click on **Other User**



Enter Username: **first.last**

Enter Password: **YourPassword**



Press Enter key when finished or click the arrow.



# LAWRENCE PUBLIC SCHOOLS

Information System & Technology Department



help@lawrence.k12.ma.us

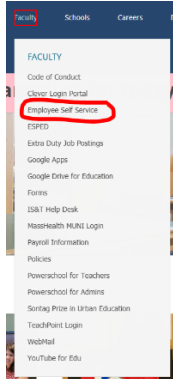
70-71 N. Parish Rd., Lawrence, MA 01843 (A217)

Ext: 978-975-5952 Int:25368

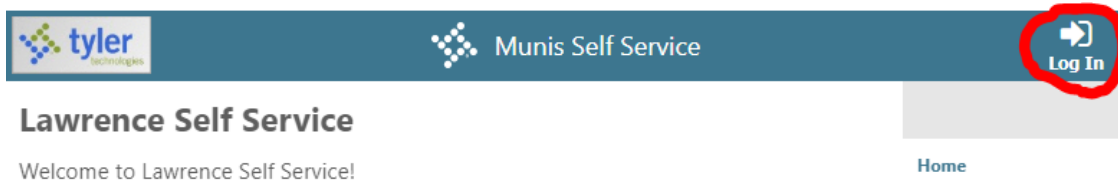
## Log in to Employee Self Services (Professional, Sick, Personal, Vacation)

You can access the Employee Self Services directly at <https://lawrence.munisselfservice.com/login.aspx>

The site can also be accessed from the Lawrence Public Schools website at <https://www.lawrence.k12.ma.us/>



Click on **Log In** to access the Employee Self Services login page



Enter Username: **employeeID**

Enter Password: **Last4DigitsOfYourSocialSecurity# (initial login only, it will ask you to change it afterwards)**



### Login

Username

[Forgot your username?](#)

Password

[Forgot your password?](#)

**Log in**

Click the **Log in** button under the text boxes



# LAWRENCE PUBLIC SCHOOLS

Information System & Technology Department

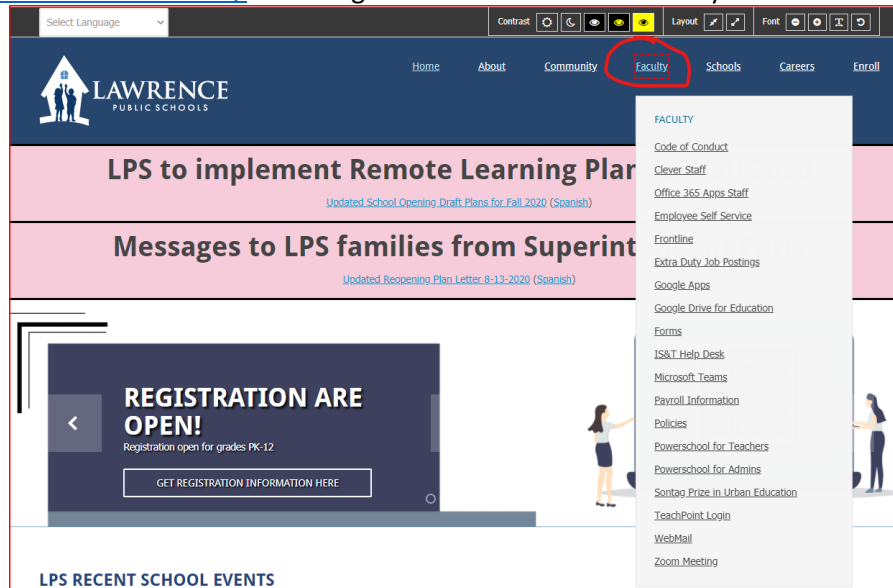


help@lawrence.k12.ma.us

70-71 N. Parish Rd., Lawrence, MA 01843 (A217)

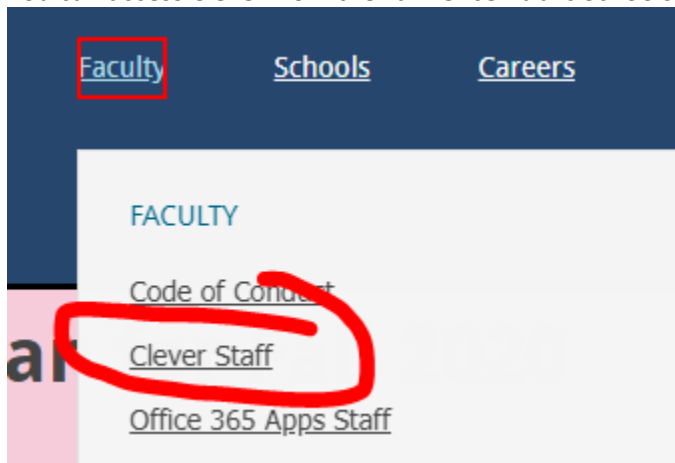
Ext: 978-975-5952 Int:25368

You can log into LPS resources either through the Faculty menu under the LPS homepage <https://www.lawrence.k12.ma.us/> or through Clever link under the faculty menu.



## Log in to Clever

You can access Clever from the Lawrence Public Schools website at <https://www.lawrence.k12.ma.us/>



When accessing Clever from a school computer within a school building you will be logged in automatically using your Windows login credentials (shown on the first page of this document).

If you are using a non-school computer within a school building, or on any computer outside a school building you will be presented with the following login window at the Clever page:



# LAWRENCE PUBLIC SCHOOLS

Information System & Technology Department



help@lawrence.k12.ma.us

70-71 N. Parish Rd., Lawrence, MA 01843 (A217)

Ext: 978-975-5952 Int:25368

Lawrence Public Schools

Sign in with your organizational account

first.last@lawrence.k12.ma.us

Keep me signed in

Next

© 2016 Microsoft

**NOTE: Passwords for are the same as in your Windows login credentials.**



# LAWRENCE PUBLIC SCHOOLS

Information System & Technology Department



help@lawrence.k12.ma.us

70-71 N. Parish Rd., Lawrence, MA 01843 (A217)

Ext: 978-975-5952 Int:25368

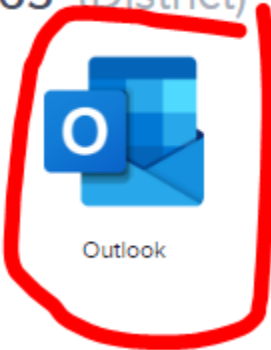
## Log in to e-mail

You can log into LPS e-mail either through the webmail link under the Faculty menu under the LPS homepage <https://www.lawrence.k12.ma.us/> Or if you have Clever open, you click on the Outlook icon.

### Office 365 (District)



Login to 365 - Staff



Outlook



Microsoft Teams For Staff



OneDrive For Staff



Word Online for Staff



Microsoft Access Panel

## Log in to TeachPoint

You can log into TeachPoint either through the TeachPoint link under the Faculty menu under the LPS homepage <https://www.lawrence.k12.ma.us/> Or if you have Clever open, you click on the TeachPoint icon.

### Office 365 - Instant Login Applications (District)



Adobe Spark - Enterprise Login



ArcGIS ?




Amplify v2 ?



PowerSchool For Teachers



Savvas EasyBridge Plus ?

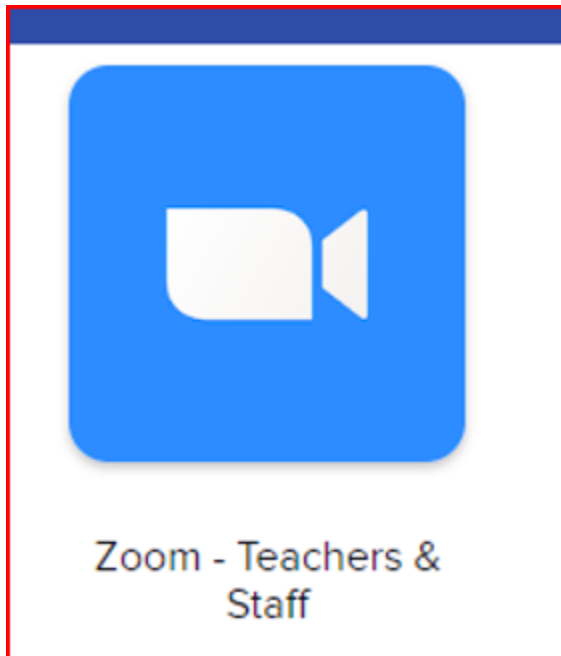


TeachPoint



## [Log in to Zoom](#)

You can log into Zoom either through the Zoom link under the Faculty menu under the LPS homepage <https://www.lawrence.k12.ma.us/> Or if you have Clever open, you click on the Zoom icon.





# LAWRENCE PUBLIC SCHOOLS

Information System & Technology Department



[help@lawrence.k12.ma.us](mailto:help@lawrence.k12.ma.us)

70-71 N. Parish Rd., Lawrence, MA 01843 (A217)

Ext: 978-975-5952 Int:25368

**NOTE: Please call or email Help Desk for support if you experience login issues.**

## Helpful Links

Main Website:

<http://www.lawrence.k12.ma.us/>

Employee Self Services:

<https://lawrence.munisselfservice.com/login.aspx>

HelpDesk Support:

<http://lps-ticketing.lawrence.k12.ma.us/>

## Helpful Contact Information

[hdesk@lawrence.k12.ma.us](mailto:hdesk@lawrence.k12.ma.us)

Direct Number: 978-975-5952

Internal Extension: 25368